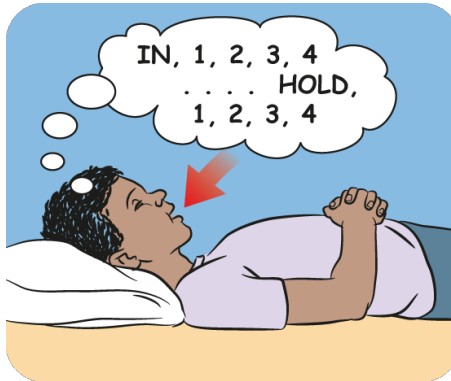


Sleep relaxation for children

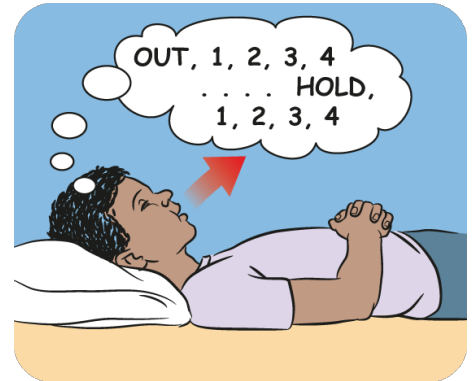
Deep breathing for sleep relaxation



Deep breathing in and out can help children relax. Bubble-blowing can help your child practise deep breathing.



At bedtime, get your child to relax their shoulders. Ask your child to **breathe in for four counts** (count, 'One rabbit, two rabbit, three rabbit, four rabbit'). Ask your child to hold the breath in for four counts.



Ask your child to **breathe out for four counts**. Ask your child to hold the breath out for four counts. Repeat up to four times. Tell your child that deep breathing gets easier with daily practice.

Using pictures for sleep relaxation




Choose a book with pictures of a place your child can imagine. Avoid scary pictures. Talk about the pictures. Ask your child if they can see a picture in their mind.



When your child sees pictures in their mind, it can help them relax. Your child can use their imagination to change the picture if they want to.

Sleep relaxation after a busy day



A quiet, dimly lit bedroom is good for sleep. Too much light can make it harder for your child to fall asleep. Your child can use a warm-coloured night-light.



Try to keep devices like computers, TVs and phones out of the bedroom. Playing games and watching TV takes up sleep time.



Try a worry box. Before bedtime, your child can draw or write down their worries. At bedtime, worries go into the box. Talk about worries the next day.